

Tab Connectors for Printed Circuit Boards

900-S- /-SH- /-SUB- /-SUC- /-SUN- /-W- 10 | 10.00 mm (0.394 in) Spacing - 02-13 poles

PICTURES



900-S-10MM



900-SH-10MM



900-SUB-10MM

TECHNICAL INFORMATION

Description

Tab connector

Technical Data

Center to Center Spacing: 10.000 mm (0.394 in)

Nominal Cross Section: 2.8 mm² (4340 mils²)

Recommended Hole Diameter in PC Board: 1.300 mm (0.051 in)

Bill of Materials

Pole Version :

Molding : Polyamide, UL 94, V-2

Temperature limits :

Short Time : 140°C (284°F)

Continuous : 105°C (221°F)

Low Limit : -40°C (-40°F)

Comparative Tracking Index : CTI ? 600 V

Oxygen Index Rating : 25 %

Pole Version :

Molding : Polyamide, Self extinguishing UL 94, V-0

Temperature limits :

Short Time : 140°C (284°F)

Continuous : 105°C (221°F)

Low Limit : -40°C (-40°F)

Oxygen Index Rating : 25 %



Solder Pin: 1.0 x 0.8 mm (0.04 x 0.03 in.)

Tab: 2.8 x 0.8 mm (0.11 x 0.03 in.), or 6.3 x 0.8 mm (0.25 x 0.03 in.)

Tab and Solder Pin: Tin plated copper alloy

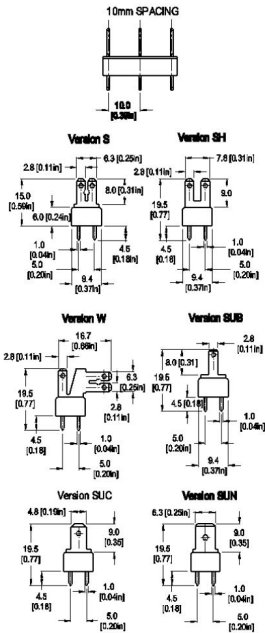
APPROVAL INFORMATION

UL File No. E69841 | CSA File No. LR24322

Type	Current (A)	Voltage (V)	Application Group	AWG	Screw Tightening Torque
 900-S- /-SH- /-SUB- /-SUC- /-SUN- /-W- 10 10.0 mm	15	300	B, C		
 900-S- /-SH- /-SUB- /-SUC- /-SUN- /-W- 10 10.0 mm	15	300	B, D, E		

UL: AWG depends on the tab size. 2.8 mm tab is rated 6A

TECHNICAL DRAWING



Description :

Length of Connector (L)

$L = (\text{Number of Poles} - 1) \times \text{Center to Center Spacing} + 3.5 \text{ mm}$

10 mm spacing

(A) Version S

(B) Version SH

(C) Version W

(D) Version SUB

(E) Version SUC

(F) Version SUN

SECTION A - SERIES 90**Terminal Blocks for Printed Circuit Boards**

Series 90 tab connectors provide a choice of three tab widths, 2.8 mm (0.110 in.) 4.8 mm (0.187 in.) and 6.3 mm (0.250 in.) a choice of spacing can be 5, 7.5 or 10 mm to meet the needs of designs with higher voltages or larger air and creepage distances. Note that WECO does not supply the matching female Quick-On type connectors. The use of tin plated copper alloy ensures good solderability.

See accessories section for the availability of ISO insulating sleeves. If the use of double spring contacts is specified, ISO-900 insulation sockets are also available.

Each product has a "How To Order" area as well as a complete listing of UL and CSA approval specifications, available options and accessories.